




SPECIALIZING IN CUSTOM MIRROR WARDROBE DOORS

MANUFACTURER OF A HEAVY DUTY, QUALITY MIRROR DOOR WITH MANY GREAT FEATURES

M-2000 SERIES CAPITOL

- Full length mohair in head track for quiet slide (see detail A).
- Heavy Duty aluminum bottom track, with a thick gauge stainless steel track that snaps in and conceals installation screws (see detail B).

**USA
MADE**

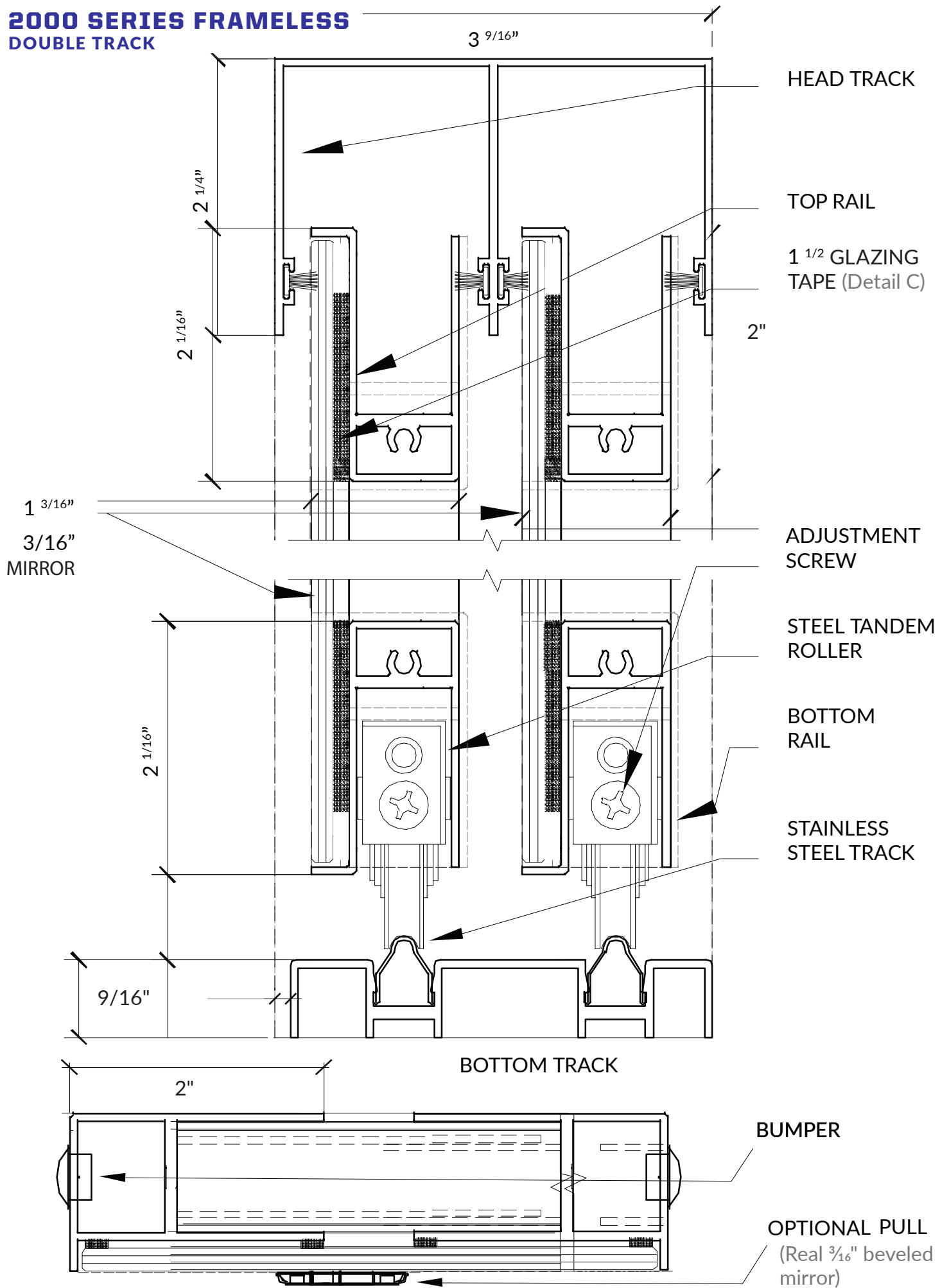


- Mirror is $\frac{3}{16}$ thick with Cat 2 Safety backing
- Soft vinyl bumpers that hide assembly screws and allows for a soft cushion close (see detail C).
- $1\frac{1}{2}$ " two sided glazing tape on all four edges of mirror (see detail D).
- Mirror is provided with a flat polish on all four edges, or a 1" vertical bevel.

951-393-0300

McCoyDoorsMore.com

**2000 SERIES FRAMELESS
DOUBLE TRACK**

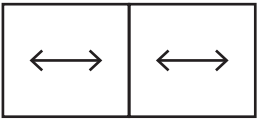


AT MCCOY DOORS & MORE, WE DESIGN TOP OF THE LINE MIRROR WARDROBE DOORS.

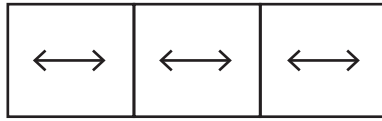
From the tandem steel rollers, to the unique stainless steel track inserted into the threshold, to the extrusions themselves that have thicker walls, the components we choose make for a sturdier, easier rolling door. With ease, we can make our 2000 series door up to 8 feet tall.

We have a "can do" attitude that focuses on the needs of the customer. We ensure our best to do whatever possible to fulfill the happiness of our clients.

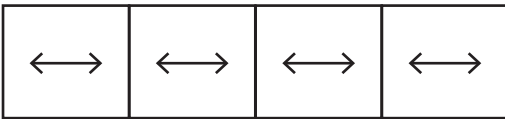
AVAILABLE CONFIGURATIONS



The standard two track system



The three panel configuration with triple track option



Option available in two and four track systems.



Heavy duty aluminum bottom track. Snap-in commercial grade stainless steel track to conceal screws

Try our services and we guarantee you will not be disappointed with the final product!

PARTS BREAKDOWN



Commercial grade steel tandem rollers
4 wheels per panel (1 1/2" wheels).



Hollow vertical extrusion that allows for rigid tall panels

3 METAL COLORS



Brushed Nickel

Bright Dip Clear

Dark Bronze